


**STAUFF TEST OVERVIEW****STAUFF TEST****Stauff Anglia Limited**

405 Coppersmith Way | Wymondham | Norfolk NR18 0WY

T: 01953 857158 F: 01953 857159 E: Sales@stauffanglia.co.uk**www.stauffanglia.co.uk**



STAUFF TEST has established a reputation for a comprehensive range of test points and accessories for hydraulic and pneumatic systems for many years now.

STAUFF TEST stands for a varied spectrum of screw-in test points and test couplings for tube fittings, which are oriented to international standards and therefore guaranteed to comply with the requirements of applications all over the world.

The extensive range of accessories, including measuring hoses and pressure gauges (mechanical and digital/electronic) means that the initial test points fitted onto machines and service kits with measuring instruments can be obtained from a single source.

All products are subject to our in-house quality management in accordance with EN ISO 9001:2008. This ensures a consistently high standard of quality.

Our company has also been certified in the fields of environmental protection acc. to DIN EN ISO 14001:2004 and occupational safety acc. to OHSAS 18001:2007.

Our well-stocked warehouse and flexible production line ensure prompt reactions and short delivery times. Furthermore, special versions that have been tailored to customer-specific requirements are available to order.

The following approvals are also available for special versions of the SKK test points:

- approved for military use as gas filling valve for nitrogen accumulators by the German Bundeswehr "Wehrtechnische Dienststelle für Pionier- und Truppengerät".
- DVGW registration as a test point for gas pressure control systems, issued by the German Association of Gas and Water Industries (DVGW).

Please contact STAUFF for further details.

www.stauff.com




B STAUFF Test

| | |
|--|-----|
| Index | B2 |
| Test 20 - Connection Thread M16 x 2 | B4 |
| Test 15 - Connection Thread M16 x 1,5 | B16 |
| Test 12 - Connection Thread S12,65 x 1,5 | B22 |
| Test 10 - Plug in system | B28 |
| Adaptors | B32 |
| Pressure Gauge Accessories | B34 |
| Test Hoses / Hose Ends | B36 |
| Technical Appendix | B46 |








Test 20 - Connection Thread M16 x 2 - SMK20

| | | |
|---|--|----------------------------|
| Introduction - Test Coupling with Ball Check | | B4 |
|  | Test Coupling with Port Connection | SMK20 B5 |
|  | Test Coupling complete with Straight Fitting | SMK20 Type G B6 |
|  | Test Coupling for 24° Cone Fittings | SMK20 Type K B7 |
|  | Test Coupling SMK-JIC Connection | SMK20-JIC Type K B8 |
|  | Test Coupling SMK-JIC Connection | SMK20-JIC Type G B8 |
|  | Swivel Run Tee with JIC Connection | SGV-JIC Type F/M B9 |
|  | Test Coupling with ORFS Connection | SMK20 Type ORFS B9 |
|  | Bulkhead | SSK20 B10 |
|  | Adaptor | SAD20 B11 |
|  | Gauge Adaptor Direct Gauge Adaptor | SMA20 SMD20 B11 |

Test 20 - Connection Thread M16 x 2 - SKK20

| | | |
|---|--|-------------------------|
| Introduction - Test Coupling with Piston Valve | | B12 |
|  | Test Coupling with Port Connection | SKK20 B13 |
|  | Test Coupling complete with Straight Fitting | SKK20 Type G B14 |
|  | Test Coupling for 24° Cone Fittings | SKK20 Type K B15 |





Test 15 - Connection Thread M16 x 1,5 - SMK15

| | | |
|---|--|-----------------------------|
| Introduction - Test Coupling with Ball Check | | B16 |
|  | Test Coupling with Port Connection | SMK15 B17 |
|  | Test Coupling complete with Straight Fitting | SMK15 Type G B18 |
|  | Test Coupling for 24° Cone Fittings | SMK15 Type K B19 |
|  | Bulkhead | SSK15 B20 |
|  | Swivel Run Tee with JIC Connection | SGV-JIC Type F/M B20 |
|  | Adaptor | SAD15 B21 |
|  | Gauge Adaptor Direct Gauge Adaptor | SMA15 SMD15 B21 |

Test 12 - Connection Thread S12,65 x 1,5 - SKK12

| | | |
|---|--|-----------------------------|
| Introduction - Test Coupling with Piston Valve | | B22 |
|  | Test Coupling with Port Connection | SKK12 B23 |
|  | Test Coupling complete with Straight Fitting | SKK12 Type G B24 |
|  | Test Coupling for 24° Cone Fittings | SKK12 Type K B25 |
|  | Bulkhead | SSK12 B26 |
|  | Swivel Run Tee with JIC Connection | SGV-JIC Type F/M B26 |
|  | Adaptor | SAD12 B27 |
|  | Gauge Adaptor Direct Gauge Adaptor | SMA12 SMD12 B27 |




Test 10 - Plug In System - SMK10

| | | | |
|---|--|--------------|------------|
| Introduction - Test Coupling with Ball Check | | | B28 |
|  | Test Coupling with Port Connection | SMK10 | B29 |
|  | Gauge Adaptor | SMA10 | B29 |
|  | Test Coupling complete with Straight Fitting | SMK10 Type G | B30 |
|  | Test Coupling for 24° Cone Fittings | SMK10 Type K | B31 |





Adaptors

| | | | |
|--|------------------------|-------|------------|
|  | Thread Adaptor | SRS20 | B32 |
|  | Thread Adaptor | SRS15 | B33 |
|  | Welding Adaptor | SAS | B33 |

Pressure Gauge Accessories

| | | | |
|---|---------------------------------|-----|------------|
|  | Pressure Gauge | SPG | B34 |
|  | Adjustable Gauge Fitting | EMV | B34 |
|  | Pressure Test Kit | SMB | B35 |

Test Hoses

| | | | | |
|---|--|--|------------------|------------|
| Technical Data for Test Hose | | | SMS / SGS | B36 |
|  | Order Codes Test Hose / Hose End | | SMS / SGS and HE | B37 |
|  | Hose End | | HE | B38 |
|  | Hose Connector | | SSV | B44 |
|  | Sampling Hose Adaptor | | SHA | B44 |

Technical Appendix

| | |
|---|------------|
| Port Connections and Sealing Details | B46 |
|---|------------|