

LOK - SU - 1 - 1 - SS***

Prefix	Fitting Type	Fitting Size (Tube O.D.)	Pipe Thread Size or Tube Fitting (Tube Size)	Material
--------	--------------	-----------------------------	---	----------

SUPERLOK Fitting Type Examples

SU : Union	SMC : Male Connector	SUE : Union Elbow
SUT : Union Tee	SWC : Weld connector	SR : Reducer
SSMC : SAE/MS O-Ring Male Connector	SAU : An union	SP : Plug

Fitting Size - Tube OD														
Imperial Sizes	O.D. inch	1/16	1/8	3/16	1/4	5/16	3/8	1/2	5/8	3/4	7/8	1	1-1/4	1-1/2
	Identity No	1	2	3	4	5	6	8	10	12	14	16	20	24
Metric Sizes	Metric mm	2	3	4	6	8	10	12	16	20	22	25	28	32
	Identity No.	2M	3M	4M	6M	8M	10M	12M	16M	20M	22M	25M	28M	32M

EXAMPLE : SMC8-6N SS316L

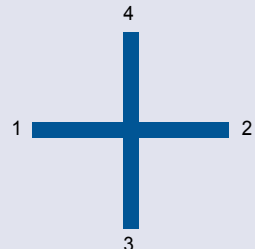
SUPERLOK MALE CONNECTOR , Tube O.D: 1/2", Thread :3/8"NPT, Stainless Steel 316L

Connector Recognition

Ordering Information

MATERIAL					
Aluminum	Brass and Copper	Carbon Steel ** (** : Refer to Alloy No.)	Stainless Steel*** (*** : Refer to Alloy No.)	Monel Alloy 400	Inconel Alloy 600
A	B	C**	SS***	M	INC

Pipe Thread Size - or Tube Size							
SIZE (INCH)	1/8	1/4	3/8	1/2	3/4	1	Applied Size
ISO TAPERED	2R	4R	6R	8R	12R	16R	JIS B0203(PT), DIN2999, BSPT
NPT	2N	4N	6N	8N	12N	16N	ANSI B1.20.1
ISO PARALLEL	2G	4G	6G	8G	12G	16G	JIS B0202(PF), ISO 228/1, BSPP
UNIFIED SCREW	2U	4U	6U	8U	12U	16U	AMERICAN STANDARD UNIFIED SCREW THREAD




TEES and CROSSES

TEES are described by the size of 1 & 2 and then the branch (3).





CROSSES are described by the size of 1 & 2 and then the branch (3 & 4).

Ex. 1) SMT6 - 6N - SS316
MALE BRANCH TEE 3/8" X 3/8" X 3/8" NPT Stainless steel 316








Ex. 2) SUC - 8 - M
UNION CROSS 1/2" X 1/2" X 1/2" X 1/2" Monel 400









UNION

	SU Union
	SRU Reducing Union
	SBHRU Bulkhead Reducing Union
	SBHU Bulkhead Union




CONNECTOR

	SMC Male Connector
	SGMC Male Connector Bonded Washer Seal
	SOMC Male Connector Metal Gasket Seal
	SFC Female Connector
	SGC Gauge Connector
	SBMC Bulkhead Male Connector
	SBFC Bulkhead Female Connector




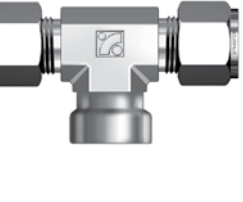


ELBOWS

	SUE Union Elbow
	SME Male Elbow
	SHME 45 Male Elbow
	SPHME 45 Positionable Male Elbow
	SPME Positional Male Elbow
	SFE Female Elbow

TEES

	SUT Union Tee
	SRUT Reducing Union Tee
	SMBT Male Branch Tee







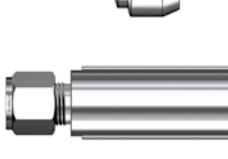
TEES

	SPMBT Positionable Male Branch Tee
	SMRT Male Run Tee
	SPMRT Positionable Male Run Tee
	SFBT Female Branch Tee
	SFRT Female Run Tee
	SUC Union Cross




www.stauffanglia.co.uk

sales@stauffanglia.co.uk



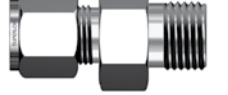
STUB TUBE CONNECTORS

	SR Reducer
	SBR Bulkhead Reducer
	SMA Male Adaptor
	SFA Female Adaptor
	SPC Port Connector
	SRPC Reducing Port Connector
	SFTC Flange Lapped Tubes Connector





AN TUBE

	SAF An Flare
	SAU An Union
	SAA An Adaptor



O RING SEAL

	SOSC O Seal Straight Thread Connector
	SOPC O seal Pipe Thread Connector
	SSMC SAE/MS Male Connector








WELD END

	SPWC Male Pipe Weld Connector
	SMPWE Male Pipe Weld Elbow
	SSWC Socket Weld Connector
	SSWE Socket Weld Elbow

PLUGS AND CAPS

	SP Plug
	SC Cap

SPARE PARTS

	SN Nut
	SFF Front Ferrule
	SBF Back Ferrule
	SFS Ferrule Set
	SI Insert
	SBR Bulkhead Retainer
	SVP Vent Protector